

# OPEN -- Overall Stage Results

PPLA Club Comp June 2009

Printed June 22, 2009 at 20:13



## Stage 1 -- Stage One Range Two

	PTS	TIME	HIT FACTOR	STAGE POINTS	STAGE PERCENT	COMPETITOR # Name
1	40	8.05	4.9689	40.0000	100.00	1 Campbell, Bill
2	39	10.21	3.8198	30.7493	76.87	56 Sheil, Mark
3	38	10.56	3.5985	28.9678	72.42	2 Campbell, Julie
4	40	12.16	3.2895	26.4803	66.20	38 Cilia, Nathan
5	38	12.32	3.0844	24.8295	62.07	37 Cilia, Ian
6	37	14.32	2.5838	20.7996	52.00	59 Aksu, Mustafa
7	39	15.88	2.4559	19.7702	49.43	42 Miller, Russell
8	20	9.07	2.2051	17.7508	44.38	26 Brammall, Graham
9	25	12.44	2.0096	16.1777	40.44	20 Pohl, David
10	40	21.90	1.8265	14.7032	36.76	69 Willis, John
11	39	24.14	1.6156	13.0054	32.51	17 Criscione, Ricky
12	0	0.00	0.0000	0.0000	0.00	35 Sullivan (Snr), Joe

# STANDARD -- Overall Stage Results

PPLA Club Comp June 2009

Printed June 22, 2009 at 20:13



## Stage 1 -- Stage One Range Two

	PTS	TIME	HIT FACTOR	STAGE POINTS	STAGE PERCENT	COMPETITOR #	Name
1	38	8.19	4.6398	40.0000	100.00	57	Arsenijevic, Sasha
2	40	10.31	3.8797	33.4473	83.62	16	Damaso, Gary
3	38	9.88	3.8462	33.1579	82.89	19	Deans, John
4	38	9.89	3.8423	33.1244	82.81	15	Joy, Dale
5	37	10.13	3.6525	31.4885	78.72	23	Henley, Alex
6	40	11.97	3.3417	28.8089	72.02	45	Leeder, John
7	38	11.44	3.3217	28.6364	71.59	24	Parker, Duncan
8	40	12.12	3.3003	28.4523	71.13	6	Munday, Stephen
9	40	12.14	3.2949	28.4054	71.01	12	Joy, Daniel
10	34	10.68	3.1835	27.4453	68.61	11	Lee, Clinton
11	39	12.69	3.0733	26.4950	66.24	40	Bray, Nick
12	38	12.94	2.9366	25.3168	63.29	10	Chitty, Jo
13	36	12.34	2.9173	25.1506	62.88	60	Broadbent, Mark
14	38	13.58	2.7982	24.1237	60.31	67	Manos, Steve
15	40	15.24	2.6247	22.6274	56.57	68	Pateras, Paul
16	23	10.11	2.2750	19.6127	49.03	9	Smith, Greg
17	40	17.77	2.2510	19.4059	48.51	34	Reading, Peter
18	38	17.53	2.1677	18.6880	46.72	33	Tran, Phil
19	21	10.14	2.0710	17.8542	44.64	25	Peterson, Jeff (Jnr)
20	34	17.05	1.9941	17.1915	42.98	53	Jellie, Stephen
21	30	15.98	1.8773	16.1847	40.46	27	Matthews, Rob
22	23	12.72	1.8082	15.5884	38.97	28	Bryce, Paul
23	22	12.86	1.7107	14.7483	36.87	21	Glasgow, Spence
24	39	23.25	1.6774	14.4611	36.15	43	Miller, Suzanne
25	23	16.16	1.4233	12.2701	30.68	50	Marshall, Murray
26	10	7.57	1.3210	11.3884	28.47	64	Engel, David
27	15	17.07	0.8787	7.5756	18.94	61	Pessler, Desiree
28	0	0.00	0.0000	0.0000	0.00	31	Basco, Freddie
29	0	12.51	0.0000	0.0000	0.00	5	Hateley, Dean

# PRODUCTION -- Overall Stage Results

PPLA Club Comp June 2009

Printed June 22, 2009 at 20:13



Stage 1 -- Stage One Range Two

	PTS	TIME	HIT FACTOR	STAGE POINTS	STAGE PERCENT	COMPETITOR # Name
1	40	9.43	4.2418	40.0000	100.00	44 Skipina, Mike
2	40	9.79	4.0858	38.5291	96.32	65 Houston, Scott
3	38	10.11	3.7587	35.4441	88.61	3 Scott, Dave
4	38	10.64	3.5714	33.6786	84.20	46 Ellis, Chris
5	36	10.71	3.3613	31.6975	79.24	47 Whitfield, Simon
6	40	12.00	3.3333	31.4333	78.58	51 West, Susan
7	40	12.31	3.2494	30.6418	76.60	36 Cilia, Noel
8	36	11.40	3.1579	29.7789	74.45	8 King, Geoff
9	36	13.26	2.7149	25.6018	64.00	49 Ziccone, Sebastian
10	38	14.05	2.7046	25.5046	63.76	30 Santin, Dino
11	38	14.07	2.7008	25.4684	63.67	41 Lamb, Peter
12	25	9.47	2.6399	24.8944	62.24	29 Hendrickson, Rick
13	40	16.16	2.4752	23.3416	58.35	4 Moss, John
14	21	9.38	2.2388	21.1119	52.78	48 Bugayong, Casey
15	23	10.55	2.1801	20.5583	51.40	32 Morabito, Gregory
16	38	20.13	1.8877	17.8013	44.50	52 Lynch, Bill
17	21	11.58	1.8135	17.1010	42.75	66 Houston, Jarred
18	17	9.44	1.8008	16.9820	42.45	63 Harris, Dale
19	21	12.23	1.7171	16.1922	40.48	62 Osborne, Neil
20	23	13.82	1.6643	15.6939	39.23	55 Ameen, Unais
21	25	17.96	1.3920	13.1264	32.82	18 Craig, Jon
22	17	13.58	1.2518	11.8049	29.51	13 Taranek, Tomasz
23	19	16.15	1.1765	11.0941	27.74	58 Dash, John
24	10	9.74	1.0267	9.6817	24.20	22 Elisha, Simon
25	8	10.90	0.7339	6.9211	17.30	7 Docherty, Terry
26	0	13.77	0.0000	0.0000	0.00	54 Sarelius, Carl
27	0	10.11	0.0000	0.0000	0.00	39 Palacio, Rey
28	0	0.00	0.0000	0.0000	0.00	14 Corradi, James

# OPEN -- Overall Stage Results

PPLA Club Comp June 2009

Printed June 22, 2009 at 20:13



## Stage 2 -- Stage Two Range Three

	PTS	TIME	HIT FACTOR	STAGE POINTS	STAGE PERCENT	COMPETITOR # Name
1	59	8.81	6.6969	60.0000	100.00	1 Campbell, Bill
2	57	11.98	4.7579	42.6278	71.05	59 Aksu, Mustafa
3	58	12.69	4.5705	40.9488	68.25	56 Sheil, Mark
4	59	13.29	4.4394	39.7743	66.29	26 Brammall, Graham
5	60	13.67	4.3892	39.3240	65.54	37 Cilia, Ian
6	59	14.33	4.1172	36.8876	61.48	38 Cilia, Nathan
7	60	16.39	3.6608	32.7980	54.66	20 Pohl, David
8	59	16.42	3.5932	32.1924	53.65	42 Miller, Russell
9	50	15.88	3.1486	28.2095	47.02	2 Campbell, Julie
10	60	21.29	2.8182	25.2494	42.08	69 Willis, John
11	60	21.86	2.7447	24.5910	40.99	17 Criscione, Ricky
12	0	0.00	0.0000	0.0000	0.00	35 Sullivan (Snr), Joe

# STANDARD -- Overall Stage Results

PPLA Club Comp June 2009

Printed June 22, 2009 at 20:13




## Stage 2 -- Stage Two Range Three

	PTS	TIME	HIT FACTOR	STAGE POINTS	STAGE PERCENT	COMPETITOR # Name
1	58	8.70	6.6667	60.0000	100.00	64 Engel, David
2	58	8.76	6.6210	59.5890	99.32	40 Bray, Nick
3	58	10.41	5.5716	50.1441	83.57	33 Tran, Phil
4	56	10.66	5.2533	47.2796	78.80	15 Joy, Dale
5	58	11.05	5.2489	47.2398	78.73	19 Deans, John
6	53	10.96	4.8358	43.5219	72.54	23 Henley, Alex
7	58	12.16	4.7697	42.9276	71.55	25 Peterson, Jeff (Jnr)
8	58	12.41	4.6737	42.0629	70.10	6 Munday, Stephen
9	54	11.68	4.6233	41.6096	69.35	21 Glasgow, Spence
10	57	12.54	4.5455	40.9091	68.18	45 Leeder, John
11	56	12.82	4.3682	39.3136	65.52	24 Parker, Duncan
12	55	12.64	4.3513	39.1614	65.27	16 Damaso, Gary
13	45	10.36	4.3436	39.0927	65.15	60 Broadbent, Mark
14	54	12.75	4.2353	38.1176	63.53	31 Basco, Freddie
15	60	14.37	4.1754	37.5783	62.63	34 Reading, Peter
16	46	11.50	4.0000	36.0000	60.00	9 Smith, Greg
17	41	10.65	3.8498	34.6479	57.75	5 Hateley, Dean
18	57	15.08	3.7798	34.0186	56.70	28 Bryce, Paul
19	56	15.22	3.6794	33.1143	55.19	53 Jellie, Stephen
20	58	17.15	3.3819	30.4373	50.73	11 Lee, Clinton
21	54	16.02	3.3708	30.3371	50.56	27 Matthews, Rob
22	48	14.57	3.2944	29.6500	49.42	68 Pateras, Paul
23	60	18.52	3.2397	29.1577	48.60	10 Chitty, Jo
24	56	18.52	3.0238	27.2138	45.36	67 Manos, Steve
25	60	22.49	2.6679	24.0107	40.02	61 Pesserl, Desiree
26	41	16.47	2.4894	22.4044	37.34	12 Joy, Daniel
27	20	8.29	2.4125	21.7129	36.19	57 Arsenijevic, Sasha
28	60	28.95	2.0725	18.6529	31.09	43 Miller, Suzanne
29	44	22.99	1.9139	17.2249	28.71	50 Marshall, Murray

# PRODUCTION -- Overall Stage Results

PPLA Club Comp June 2009

Printed June 22, 2009 at 20:13



## Stage 2 -- Stage Two Range Three

	PTS	TIME	HIT FACTOR	STAGE POINTS	STAGE PERCENT	COMPETITOR # Name
1	60	8.98	6.6815	60.0000	100.00	44 Skipina, Mike
2	60	9.58	6.2630	56.2422	93.74	29 Hendrickson, Rick
3	60	10.64	5.6391	50.6391	84.40	65 Houston, Scott
4	56	10.10	5.5446	49.7901	82.98	58 Dash, John
5	58	10.73	5.4054	48.5405	80.90	47 Whitfield, Simon
6	60	11.11	5.4005	48.4968	80.83	22 Elisha, Simon
7	60	11.39	5.2678	47.3047	78.84	36 Cilia, Noel
8	56	10.81	5.1804	46.5199	77.53	32 Morabito, Gregory
9	50	10.27	4.8685	43.7196	72.87	3 Scott, Dave
10	54	11.13	4.8518	43.5687	72.61	30 Santin, Dino
11	58	12.29	4.7193	42.3792	70.63	46 Ellis, Chris
12	48	10.29	4.6647	41.8892	69.82	8 King, Geoff
13	54	11.61	4.6512	41.7674	69.61	48 Bugayong, Casey
14	56	12.63	4.4339	39.8163	66.36	51 West, Susan
15	43	9.87	4.3566	39.1226	65.20	63 Harris, Dale
16	58	13.61	4.2616	38.2689	63.78	41 Lamb, Peter
17	54	12.86	4.1991	37.7076	62.85	62 Osborne, Neil
18	58	15.28	3.7958	34.0864	56.81	39 Palacio, Rey
19	46	12.17	3.7798	33.9425	56.57	66 Houston, Jarred
20	33	8.94	3.6913	33.1477	55.25	7 Docherty, Terry
21	54	15.66	3.4483	30.9655	51.61	13 Taranek, Tomasz
22	60	17.50	3.4286	30.7886	51.31	49 Ziccone, Sebastian
23	52	15.21	3.4188	30.7009	51.17	52 Lynch, Bill
24	58	17.52	3.3105	29.7283	49.55	54 Sarelius, Carl
25	60	18.86	3.1813	28.5684	47.61	4 Moss, John
26	52	17.71	2.9362	26.3670	43.95	18 Craig, Jon
27	58	21.31	2.7217	24.4411	40.74	55 Ameen, Unais
28	0	0.00	0.0000	0.0000	0.00	14 Corradi, James

# OPEN -- Overall Stage Results

PPLA Club Comp June 2009

Printed June 22, 2009 at 20:13




## Stage 3 -- Stage Three Range Four

	PTS	TIME	HIT FACTOR	STAGE POINTS	STAGE PERCENT	COMPETITOR # Name
1	32	15.63	2.0473	50.0000	100.00	26 Brammall, Graham
2	4	11.40	0.3509	8.5691	17.14	1 Campbell, Bill
3	8	24.26	0.3298	8.0534	16.11	69 Willis, John
4	0	0.00	0.0000	0.0000	0.00	35 Sullivan (Snr), Joe
5	0	13.94	0.0000	0.0000	0.00	56 Sheil, Mark
6	0	20.36	0.0000	0.0000	0.00	59 Aksu, Mustafa
7	0	18.69	0.0000	0.0000	0.00	2 Campbell, Julie
8	0	25.95	0.0000	0.0000	0.00	17 Criscione, Ricky
9	0	18.69	0.0000	0.0000	0.00	38 Cilia, Nathan
10	0	15.81	0.0000	0.0000	0.00	42 Miller, Russell
11	0	15.43	0.0000	0.0000	0.00	37 Cilia, Ian
12	0	19.56	0.0000	0.0000	0.00	20 Pohl, David

# STANDARD -- Overall Stage Results

PPLA Club Comp June 2009

Printed June 22, 2009 at 20:13



Stage 3 -- Stage Three Range Four

	PTS	TIME	HIT FACTOR	STAGE POINTS	STAGE PERCENT	COMPETITOR # Name
1	24	10.89	2.2039	50.0000	100.00	64 Engel, David
2	34	17.35	1.9597	44.4597	88.92	19 Deans, John
3	37	19.96	1.8537	42.0560	84.11	21 Glasgow, Spence
4	29	25.95	1.1175	25.3540	50.71	6 Munday, Stephen
5	23	21.13	1.0885	24.6953	49.39	57 Arsenijevic, Sasha
6	0	11.74	0.0000	0.0000	0.00	24 Parker, Duncan
7	0	17.90	0.0000	0.0000	0.00	60 Broadbent, Mark
8	0	19.44	0.0000	0.0000	0.00	5 Hateley, Dean
9	0	16.24	0.0000	0.0000	0.00	9 Smith, Greg
10	0	11.86	0.0000	0.0000	0.00	25 Peterson, Jeff (Jnr)
11	0	14.91	0.0000	0.0000	0.00	34 Reading, Peter
12	0	18.52	0.0000	0.0000	0.00	11 Lee, Clinton
13	0	15.35	0.0000	0.0000	0.00	61 Pessler, Desiree
14	0	15.60	0.0000	0.0000	0.00	10 Chitty, Jo
15	0	15.14	0.0000	0.0000	0.00	31 Basco, Freddie
16	0	19.45	0.0000	0.0000	0.00	12 Joy, Daniel
17	0	14.67	0.0000	0.0000	0.00	33 Tran, Phil
18	0	18.65	0.0000	0.0000	0.00	27 Matthews, Rob
19	0	15.12	0.0000	0.0000	0.00	16 Damaso, Gary
20	0	21.09	0.0000	0.0000	0.00	28 Bryce, Paul
21	0	16.13	0.0000	0.0000	0.00	40 Bray, Nick
22	0	17.15	0.0000	0.0000	0.00	15 Joy, Dale
23	0	40.76	0.0000	0.0000	0.00	67 Manos, Steve
24	0	14.52	0.0000	0.0000	0.00	53 Jellie, Stephen
25	0	19.43	0.0000	0.0000	0.00	68 Pateras, Paul
26	0	29.80	0.0000	0.0000	0.00	43 Miller, Suzanne
27	0	15.30	0.0000	0.0000	0.00	45 Leeder, John
28	0	11.82	0.0000	0.0000	0.00	23 Henley, Alex
29	0	15.64	0.0000	0.0000	0.00	50 Marshall, Murray

# PRODUCTION -- Overall Stage Results

PPLA Club Comp June 2009

Printed June 22, 2009 at 20:13



## Stage 3 -- Stage Three Range Four

	PTS	TIME	HIT FACTOR	STAGE POINTS	STAGE PERCENT	COMPETITOR # Name
1	28	10.95	2.5571	50.0000	100.00	36 Cilia, Noel
2	25	21.12	1.1837	23.1458	46.29	63 Harris, Dale
3	21	19.06	1.1018	21.5438	43.09	65 Houston, Scott
4	20	23.25	0.8602	16.8203	33.64	18 Craig, Jon
5	2	17.10	0.1170	2.2870	4.57	47 Whitfield, Simon
6	0	16.14	0.0000	0.0000	0.00	32 Morabito, Gregory
7	0	20.30	0.0000	0.0000	0.00	44 Skipina, Mike
8	0	20.85	0.0000	0.0000	0.00	54 Sarelius, Carl
9	0	14.19	0.0000	0.0000	0.00	48 Bugayong, Casey
10	0	15.96	0.0000	0.0000	0.00	8 King, Geoff
11	0	31.30	0.0000	0.0000	0.00	4 Moss, John
12	0	18.45	0.0000	0.0000	0.00	46 Ellis, Chris
13	0	22.01	0.0000	0.0000	0.00	13 Taranek, Tomasz
14	0	15.78	0.0000	0.0000	0.00	30 Santin, Dino
15	0	18.43	0.0000	0.0000	0.00	41 Lamb, Peter
16	0	9.60	0.0000	0.0000	0.00	7 Docherty, Terry
17	0	15.14	0.0000	0.0000	0.00	39 Palacio, Rey
18	0	18.48	0.0000	0.0000	0.00	3 Scott, Dave
19	0	23.83	0.0000	0.0000	0.00	66 Houston, Jarred
20	0	17.31	0.0000	0.0000	0.00	49 Ziccone, Sebastian
21	0	17.30	0.0000	0.0000	0.00	52 Lynch, Bill
22	0	22.54	0.0000	0.0000	0.00	51 West, Susan
23	0	0.00	0.0000	0.0000	0.00	14 Corradi, James
24	0	16.63	0.0000	0.0000	0.00	29 Hendrickson, Rick
25	0	14.60	0.0000	0.0000	0.00	22 Elisha, Simon
26	0	27.25	0.0000	0.0000	0.00	55 Ameen, Unais
27	0	24.56	0.0000	0.0000	0.00	62 Osborne, Neil
28	0	30.18	0.0000	0.0000	0.00	58 Dash, John

# OPEN -- Overall Stage Results

PPLA Club Comp June 2009

Printed June 22, 2009 at 20:13



## Stage 4 -- Stage Four Range Five

	PTS	TIME	HIT FACTOR	STAGE POINTS	STAGE PERCENT	COMPETITOR # Name
1	149	23.96	6.2187	155.0000	100.00	1 Campbell, Bill
2	143	32.66	4.3784	109.1320	70.41	2 Campbell, Julie
3	125	29.34	4.2604	106.1896	68.51	35 Sullivan (Snr), Joe
4	145	34.52	4.2005	104.6958	67.55	26 Brammall, Graham
5	150	37.28	4.0236	100.2877	64.70	59 Aksu, Mustafa
6	149	38.71	3.8491	95.9390	61.90	56 Sheil, Mark
7	138	37.85	3.6460	90.8752	58.63	17 Criscione, Ricky
8	153	47.43	3.2258	80.4027	51.87	38 Cilia, Nathan
9	131	40.94	3.1998	79.7546	51.45	37 Cilia, Ian
10	153	48.60	3.1481	78.4671	50.62	20 Pohl, David
11	154	56.16	2.7422	68.3480	44.10	42 Miller, Russell
12	151	61.41	2.4589	61.2872	39.54	69 Willis, John

# STANDARD -- Overall Stage Results

PPLA Club Comp June 2009

Printed June 22, 2009 at 20:13



Stage 4 -- Stage Four Range Five

	PTS	TIME	HIT FACTOR	STAGE POINTS	STAGE PERCENT	COMPETITOR # Name
1	149	25.06	5.9457	155.0000	100.00	64 Engel, David
2	149	31.19	4.7772	124.5367	80.35	19 Deans, John
3	138	33.22	4.1541	108.2944	69.87	40 Bray, Nick
4	135	33.89	3.9835	103.8457	67.00	60 Broadbent, Mark
5	118	30.62	3.8537	100.4623	64.81	15 Joy, Dale
6	129	34.32	3.7587	97.9871	63.22	21 Glasgow, Spence
7	144	38.91	3.7008	96.4779	62.24	6 Munday, Stephen
8	148	40.77	3.6301	94.6341	61.05	23 Henley, Alex
9	145	41.79	3.4697	90.4528	58.36	12 Joy, Daniel
10	127	39.59	3.2079	83.6266	53.95	9 Smith, Greg
11	110	34.91	3.1510	82.1428	53.00	45 Leeder, John
12	150	49.63	3.0224	78.7904	50.83	28 Bryce, Paul
13	78	26.07	2.9919	77.9974	50.32	57 Arsenijevic, Sasha
14	135	46.67	2.8927	75.4089	48.65	24 Parker, Duncan
15	112	40.02	2.7986	72.9571	47.07	5 Hateley, Dean
16	114	42.67	2.6717	69.6480	44.93	11 Lee, Clinton
17	87	33.23	2.6181	68.2520	44.03	25 Peterson, Jeff (Jnr)
18	112	42.97	2.6065	67.9484	43.84	50 Marshall, Murray
19	130	50.34	2.5824	67.3219	43.43	67 Manos, Steve
20	118	45.91	2.5702	67.0041	43.23	53 Jellie, Stephen
21	108	43.77	2.4674	64.3241	41.50	27 Matthews, Rob
22	77	32.16	2.3943	62.4168	40.27	16 Damaso, Gary
23	137	60.18	2.2765	59.3465	38.29	10 Chitty, Jo
24	139	61.82	2.2485	58.6155	37.82	34 Reading, Peter
25	121	63.53	1.9046	49.6516	32.03	68 Pateras, Paul
26	62	36.90	1.6802	43.8018	28.26	33 Tran, Phil
27	91	56.01	1.6247	42.3548	27.33	31 Basco, Freddie
28	131	81.43	1.6087	41.9385	27.06	43 Miller, Suzanne
29	92	60.73	1.5149	39.4922	25.48	61 Pessler, Desiree

# PRODUCTION -- Overall Stage Results

PPLA Club Comp June 2009

Printed June 22, 2009 at 20:13



## Stage 4 -- Stage Four Range Five

	PTS	TIME	HIT FACTOR	STAGE POINTS	STAGE PERCENT	COMPETITOR # Name
1	149	26.75	5.5701	155.0000	100.00	44 Skipina, Mike
2	137	25.61	5.3495	148.8607	96.04	29 Hendrickson, Rick
3	147	30.00	4.9000	136.3532	87.97	63 Harris, Dale
4	145	30.56	4.7448	132.0334	85.18	47 Whitfield, Simon
5	141	31.10	4.5338	126.1618	81.39	32 Morabito, Gregory
6	147	34.67	4.2400	117.9866	76.12	8 King, Geoff
7	137	32.68	4.1922	116.6562	75.26	46 Ellis, Chris
8	145	35.04	4.1381	115.1524	74.29	22 Elisha, Simon
9	145	35.32	4.1053	114.2396	73.70	3 Scott, Dave
10	143	35.23	4.0590	112.9517	72.87	51 West, Susan
11	145	39.94	3.6304	101.0251	65.18	36 Cilia, Noel
12	108	30.88	3.4974	97.3230	62.79	7 Docherty, Terry
13	118	34.27	3.4432	95.8158	61.82	39 Palacio, Rey
14	92	27.54	3.3406	92.9594	59.97	65 Houston, Scott
15	99	33.51	2.9543	82.2110	53.04	48 Bugayong, Casey
16	139	47.54	2.9239	81.3626	52.49	18 Craig, Jon
17	112	40.41	2.7716	77.1256	49.76	13 Taranek, Tomasz
18	141	51.55	2.7352	76.1131	49.11	58 Dash, John
19	114	41.87	2.7227	75.7654	48.88	30 Santin, Dino
20	134	49.60	2.7016	75.1783	48.50	62 Osborne, Neil
21	106	39.60	2.6768	74.4869	48.06	66 Houston, Jarred
22	132	51.13	2.5817	71.8402	46.35	54 Sarelius, Carl
23	147	59.67	2.4635	68.5536	44.23	4 Moss, John
24	126	51.68	2.4381	67.8449	43.77	49 Ziccone, Sebastian
25	114	46.88	2.4317	67.6685	43.66	41 Lamb, Peter
26	84	46.80	1.7949	49.9462	32.22	52 Lynch, Bill
27	84	55.21	1.5215	42.3380	27.31	55 Ameen, Unais
28	0	0.00	0.0000	0.0000	0.00	14 Corradi, James

# OPEN -- Overall Stage Results

PPLA Club Comp June 2009

Printed June 22, 2009 at 20:13



## Stage 5 -- Stage Five Range Six

	PTS	TIME	HIT FACTOR	STAGE POINTS	STAGE PERCENT	COMPETITOR # Name
1	104	14.74	7.0556	105.0000	100.00	1 Campbell, Bill
2	99	23.46	4.2199	62.8001	59.81	37 Cilia, Ian
3	100	23.77	4.2070	62.6072	59.63	26 Brammall, Graham
4	104	25.12	4.1401	61.6123	58.68	59 Aksu, Mustafa
5	103	27.18	3.7896	56.3951	53.71	20 Pohl, David
6	105	28.59	3.6726	54.6548	52.05	56 Sheil, Mark
7	104	33.31	3.1222	46.4635	44.25	17 Criscione, Ricky
8	104	35.63	2.9189	43.4381	41.37	42 Miller, Russell
9	105	37.02	2.8363	42.2091	40.20	69 Willis, John
10	102	39.65	2.5725	38.2834	36.46	38 Cilia, Nathan
11	99	48.04	2.0608	30.6680	29.21	2 Campbell, Julie
12	0	47.26	0.0000	0.0000	0.00	35 Sullivan (Snr), Joe

# STANDARD -- Overall Stage Results

PPLA Club Comp June 2009

Printed June 22, 2009 at 20:13



Stage 5 -- Stage Five Range Six

	PTS	TIME	HIT FACTOR	STAGE POINTS	STAGE PERCENT	COMPETITOR #	Name
1	100	15.22	6.5703	105.0000	100.00	64	Engel, David
2	102	17.63	5.7856	92.4596	88.06	40	Bray, Nick
3	97	17.77	5.4586	87.2345	83.08	25	Peterson, Jeff (Jnr)
4	101	18.85	5.3581	85.6276	81.55	23	Henley, Alex
5	101	19.85	5.0882	81.3139	77.44	15	Joy, Dale
6	99	19.70	5.0254	80.3106	76.49	21	Glasgow, Spence
7	97	19.66	4.9339	78.8483	75.09	24	Parker, Duncan
8	99	20.07	4.9327	78.8300	75.08	19	Deans, John
9	95	22.49	4.2241	67.5053	64.29	57	Arsenijevic, Sasha
10	101	25.62	3.9422	63.0008	60.00	53	Jellie, Stephen
11	96	24.49	3.9200	62.6450	59.66	50	Marshall, Murray
12	101	25.87	3.9041	62.3920	59.42	60	Broadbent, Mark
13	89	22.98	3.8729	61.8933	58.95	10	Chitty, Jo
14	85	22.55	3.7694	60.2388	57.37	45	Leeder, John
15	101	27.25	3.7064	59.2323	56.41	6	Munday, Stephen
16	99	26.79	3.6954	59.0563	56.24	28	Bryce, Paul
17	91	25.82	3.5244	56.3234	53.64	11	Lee, Clinton
18	80	23.03	3.4737	55.5137	52.87	9	Smith, Greg
19	95	27.55	3.4483	55.1069	52.48	12	Joy, Daniel
20	79	24.18	3.2672	52.2125	49.73	5	Hateley, Dean
21	93	28.76	3.2337	51.6771	49.22	27	Matthews, Rob
22	105	33.82	3.1047	49.6158	47.25	34	Reading, Peter
23	62	20.41	3.0377	48.5459	46.23	16	Damaso, Gary
24	70	23.97	2.9203	46.6696	44.45	33	Tran, Phil
25	97	33.26	2.9164	46.6073	44.39	31	Basco, Freddie
26	77	29.85	2.5796	41.2240	39.26	68	Pateras, Paul
27	102	53.00	1.9245	30.7559	29.29	43	Miller, Suzanne
28	82	42.92	1.9105	30.5322	29.08	61	Pessler, Desiree
29	101	60.31	1.6747	26.7631	25.49	67	Manos, Steve

# PRODUCTION -- Overall Stage Results

PPLA Club Comp June 2009

Printed June 22, 2009 at 20:13



## Stage 5 -- Stage Five Range Six

	PTS	TIME	HIT FACTOR	STAGE POINTS	STAGE PERCENT	COMPETITOR # Name
1	101	13.65	7.3993	105.0000	100.00	44 Skipina, Mike
2	103	16.09	6.4015	90.8410	86.52	47 Whitfield, Simon
3	101	16.68	6.0552	85.9263	81.83	29 Hendrickson, Rick
4	95	16.99	5.5915	79.3471	75.57	65 Houston, Scott
5	101	18.41	5.4861	77.8517	74.14	32 Morabito, Gregory
6	95	17.53	5.4193	76.9028	73.24	63 Harris, Dale
7	97	19.47	4.9820	70.6979	67.33	8 King, Geoff
8	101	21.50	4.6977	66.6628	63.49	58 Dash, John
9	99	21.53	4.5982	65.2517	62.14	41 Lamb, Peter
10	105	22.96	4.5732	64.8960	61.81	46 Ellis, Chris
11	99	22.81	4.3402	61.5900	58.66	36 Cilia, Noel
12	93	21.59	4.3075	61.1267	58.22	51 West, Susan
13	97	22.56	4.2996	61.0145	58.11	52 Lynch, Bill
14	99	23.05	4.2950	60.9488	58.05	3 Scott, Dave
15	97	22.83	4.2488	60.2929	57.42	22 Elisha, Simon
16	97	23.00	4.2174	59.8473	57.00	66 Houston, Jarred
17	69	16.57	4.1642	59.0918	56.28	7 Docherty, Terry
18	99	25.40	3.8976	55.3098	52.68	48 Bugayong, Casey
19	97	24.91	3.8940	55.2584	52.63	62 Osborne, Neil
20	89	23.19	3.8379	54.4615	51.87	30 Santin, Dino
21	97	29.19	3.3231	47.1561	44.91	18 Craig, Jon
22	99	29.96	3.3044	46.8915	44.66	49 Ziccone, Sebastian
23	105	31.88	3.2936	46.7382	44.51	4 Moss, John
24	87	27.03	3.2186	45.6745	43.50	13 Taranek, Tomasz
25	91	28.62	3.1796	45.1203	42.97	54 Sarelius, Carl
26	78	32.12	2.4284	34.4603	32.82	39 Palacio, Rey
27	95	46.41	2.0470	29.0478	27.66	55 Ameen, Unais
28	0	0.00	0.0000	0.0000	0.00	14 Corradi, James

# OPEN -- Overall Stage Results

PPLA Club Comp June 2009

Printed June 22, 2009 at 20:13




## Stage 6 -- Stage Six Range seven

	PTS	TIME	HIT FACTOR	STAGE POINTS	STAGE PERCENT	COMPETITOR # Name
1	86	13.39	6.4227	90.0000	100.00	1 Campbell, Bill
2	84	19.21	4.3727	61.2740	68.08	2 Campbell, Julie
3	86	20.47	4.2013	58.8715	65.41	26 Brammall, Graham
4	90	22.23	4.0486	56.7319	63.04	56 Sheil, Mark
5	72	17.98	4.0044	56.1135	62.35	59 Aksu, Mustafa
6	88	21.98	4.0036	56.1022	62.34	37 Cilia, Ian
7	89	24.82	3.5858	50.2473	55.83	17 Criscione, Ricky
8	88	25.38	3.4673	48.5865	53.99	20 Pohl, David
9	90	26.15	3.4417	48.2276	53.59	38 Cilia, Nathan
10	90	34.93	2.5766	36.1051	40.12	42 Miller, Russell
11	90	36.52	2.4644	34.5332	38.37	69 Willis, John
12	0	0.00	0.0000	0.0000	0.00	35 Sullivan (Snr), Joe

# STANDARD -- Overall Stage Results

PPLA Club Comp June 2009

Printed June 22, 2009 at 20:13



Stage 6 -- Stage Six Range seven

	PTS	TIME	HIT FACTOR	STAGE POINTS	STAGE PERCENT	COMPETITOR #	Name
1	87	14.88	5.8468	90.0000	100.00	64	Engel, David
2	88	16.83	5.2288	80.4868	89.43	25	Peterson, Jeff (Jnr)
3	89	17.09	5.2077	80.1630	89.07	40	Bray, Nick
4	89	18.07	4.9253	75.8155	84.24	23	Henley, Alex
5	76	15.61	4.8687	74.9440	83.27	57	Arsenijevic, Sasha
6	88	18.43	4.7748	73.4994	81.67	15	Joy, Dale
7	84	18.04	4.6563	71.6752	79.64	16	Damaso, Gary
8	90	19.38	4.6440	71.4850	79.43	19	Deans, John
9	88	19.05	4.6194	71.1072	79.01	21	Glasgow, Spence
10	88	23.47	3.7495	57.7159	64.13	45	Leeder, John
11	90	24.08	3.7375	57.5324	63.92	12	Joy, Daniel
12	84	22.58	3.7201	57.2640	63.63	60	Broadbent, Mark
13	89	24.37	3.6520	56.2161	62.46	6	Munday, Stephen
14	89	24.70	3.6032	55.4650	61.63	50	Marshall, Murray
15	86	25.99	3.3090	50.9352	56.59	24	Parker, Duncan
16	86	27.07	3.1769	48.9031	54.34	28	Bryce, Paul
17	86	27.21	3.1606	48.6515	54.06	10	Chitty, Jo
18	84	27.05	3.1054	47.8011	53.11	11	Lee, Clinton
19	69	24.47	2.8198	43.4052	48.23	53	Jellie, Stephen
20	80	28.75	2.7826	42.8330	47.59	27	Matthews, Rob
21	86	31.98	2.6892	41.3948	45.99	34	Reading, Peter
22	52	23.13	2.2482	34.6062	38.45	5	Hateley, Dean
23	58	26.82	2.1626	33.2886	36.99	9	Smith, Greg
24	78	36.84	2.1173	32.5913	36.21	68	Pateras, Paul
25	86	41.47	2.0738	31.9220	35.47	67	Manos, Steve
26	88	47.24	1.8628	28.6747	31.86	43	Miller, Suzanne
27	55	31.70	1.7350	26.7073	29.67	61	Pessler, Desiree
28	76	44.42	1.7109	26.3367	29.26	33	Tran, Phil
29	0	0.00	0.0000	0.0000	0.00	31	Basco, Freddie

# PRODUCTION -- Overall Stage Results

PPLA Club Comp June 2009

Printed June 22, 2009 at 20:13



Stage 6 -- Stage Six Range seven

	PTS	TIME	HIT FACTOR	STAGE POINTS	STAGE PERCENT	COMPETITOR # Name
1	88	14.55	6.0481	90.0000	100.00	7 Docherty, Terry
2	88	16.09	5.4692	81.3859	90.43	29 Hendrickson, Rick
3	88	16.61	5.2980	78.8380	87.60	65 Houston, Scott
4	86	16.80	5.1190	76.1749	84.64	47 Whitfield, Simon
5	84	16.81	4.9970	74.3591	82.62	44 Skipina, Mike
6	86	17.46	4.9255	73.2955	81.44	63 Harris, Dale
7	82	17.07	4.8037	71.4831	79.43	8 King, Geoff
8	88	18.89	4.6585	69.3224	77.02	46 Ellis, Chris
9	84	18.19	4.6179	68.7178	76.35	41 Lamb, Peter
10	88	19.18	4.5881	68.2742	75.86	32 Morabito, Gregory
11	90	21.24	4.2373	63.0537	70.06	22 Elisha, Simon
12	76	20.01	3.7981	56.5183	62.80	30 Santin, Dino
13	69	18.23	3.7850	56.3229	62.58	48 Bugayong, Casey
14	88	24.17	3.6409	54.1787	60.20	51 West, Susan
15	84	23.64	3.5533	52.8755	58.75	36 Cilia, Noel
16	82	23.08	3.5529	52.8690	58.74	18 Craig, Jon
17	88	26.48	3.3233	49.4524	54.95	49 Ziccone, Sebastian
18	67	20.67	3.2414	48.2344	53.59	3 Scott, Dave
19	90	28.23	3.1881	47.4411	52.71	54 Sarelius, Carl
20	90	31.08	2.8958	43.0908	47.88	4 Moss, John
21	86	32.22	2.6691	39.7188	44.13	62 Osborne, Neil
22	78	29.40	2.6531	39.4794	43.87	13 Taranek, Tomasz
23	84	32.31	2.5998	38.6870	42.99	58 Dash, John
24	82	32.36	2.5340	37.7075	41.90	39 Palacio, Rey
25	74	31.53	2.3470	34.9245	38.81	66 Houston, Jarred
26	71	31.92	2.2243	33.0993	36.78	52 Lynch, Bill
27	82	57.90	1.4162	21.0745	23.42	55 Ameen, Unais
28	0	0.00	0.0000	0.0000	0.00	14 Corradi, James