


OPEN -- Overall Stage Results

PPLA October Club Match

Printed October 17, 2010 at 13:51



Stage 1 -- Range 1

	PTS	TIME	HIT FACTOR	STAGE POINTS	STAGE PERCENT	COMPETITOR # Name
1	45	5.16	8.7209	45.0000	100.00	13 Sarlija, Ivan
2	45	5.64	7.9787	41.1702	91.49	1 Hateley, Dean
3	44	5.57	7.8995	40.7612	90.58	29 Fiorentino, Mario
4	45	6.79	6.6274	34.1973	75.99	17 Rinaldi, Peter
5	25	4.10	6.0976	31.4634	69.92	28 Fiorentino, Brian
6	44	8.41	5.2319	26.9964	59.99	37 Miller, Russell
7	45	10.40	4.3269	22.3269	49.62	23 Pohl, David
8	43	11.64	3.6942	19.0619	42.36	32 Brammall, Graham
9	45	15.55	2.8939	14.9325	33.18	42 Sheil, Mark
10	45	17.96	2.5056	12.9287	28.73	53 Willis, John
11	35	15.15	2.3102	11.9208	26.49	31 Matthews, Rob
12	45	25.65	1.7544	9.0526	20.12	47 Gladstone, Mick

STANDARD -- Overall Stage Results

PPLA October Club Match

Printed October 17, 2010 at 13:51



Stage 1 -- Range 1

	PTS	TIME	HIT FACTOR	STAGE POINTS	STAGE PERCENT	COMPETITOR # Name
1	45	5.50	8.1818	45.0000	100.00	40 Angelopoulos, Louie
2	45	6.14	7.3290	40.3094	89.58	18 Joy, Dale
3	45	6.31	7.1315	39.2235	87.16	19 Filzek, Sebastian
4	45	6.89	6.5312	35.9216	79.83	16 Joy, Dan
5	41	6.71	6.1103	33.6066	74.68	51 Smith, Greg
6	45	7.48	6.0160	33.0882	73.53	2 Munday, Stephen
7	30	5.18	5.7915	31.8533	70.79	50 Docherty, Terry
8	45	8.00	5.6250	30.9375	68.75	46 Marshall, Murray
9	45	10.52	4.2776	23.5266	52.28	48 Pateras, Paul
10	45	10.91	4.1247	22.6856	50.41	27 Jellie, Stephen
11	45	11.49	3.9164	21.5405	47.87	30 Arsenijevic, Sasha
12	45	11.67	3.8560	21.2082	47.13	36 Fleming, Jack
13	45	12.65	3.5573	19.5652	43.48	15 Lee, Clinton
14	45	13.10	3.4351	18.8931	41.98	43 West, Susan
15	43	13.30	3.2331	17.7820	39.52	22 James, Ray
16	45	16.89	2.6643	14.6536	32.56	10 Ziccone, Sebastian
17	45	17.38	2.5892	14.2405	31.65	33 Anderson, Rohan r
18	45	18.16	2.4780	13.6289	30.29	44 Mc Crae, Colin
19	45	19.29	2.3328	12.8305	28.51	26 Basco, Freddie
20	45	20.35	2.2113	12.1622	27.03	25 Romero, Riley
21	0	0.00	0.0000	0.0000	0.00	54 Peterson, Jeff (Jnr)

PRODUCTION -- Overall Stage Results

PPLA October Club Match

Printed October 17, 2010 at 13:51



Stage 1 -- Range 1

	PTS	TIME	HIT FACTOR	STAGE POINTS	STAGE PERCENT	COMPETITOR # Name
1	45	4.95	9.0909	45.0000	100.00	7 Burnet, Campbell
2	43	4.82	8.9212	44.1597	98.13	12 Tanner, John
3	45	5.39	8.3488	41.3265	91.84	4 Houston, Scott
4	45	5.93	7.5885	37.5632	83.47	35 Elisha, Simon
5	45	6.30	7.1429	35.3571	78.57	45 Whitfield, Simon
6	45	6.75	6.6667	33.0000	73.33	5 Houston, Jarred
7	45	6.75	6.6667	33.0000	73.33	14 Rickard, Dane
8	45	7.28	6.1813	30.5975	67.99	52 Foster, James
9	45	7.87	5.7179	28.3037	62.90	39 Angelopoulos, James
10	45	7.99	5.6320	27.8786	61.95	55 Lynch, Bill
11	45	8.62	5.2204	25.8411	57.42	41 Sarelius, Carl
12	45	8.90	5.0562	25.0281	55.62	11 Lester, Steve
13	45	9.27	4.8544	24.0291	53.40	34 Fangmeier, Bernie
14	45	10.30	4.3689	21.6262	48.06	49 Manovic, Ivan I
15	45	12.25	3.6735	18.1837	40.41	20 Josipovic, Robert r
16	45	12.91	3.4857	17.2541	38.34	6 Craig, Jon
17	45	13.24	3.3988	16.8240	37.39	38 Miller, Susanne
18	45	15.45	2.9126	14.4175	32.04	9 Moss, John
19	45	15.45	2.9126	14.4175	32.04	8 Osborne, Neil
20	45	18.03	2.4958	12.3544	27.45	21 Hicks, Simon s
21	0	0.00	0.0000	0.0000	0.00	24 Romero, Rusty
22	0	0.00	0.0000	0.0000	0.00	3 Sullivan (Jnr), Joseph

OPEN -- Overall Stage Results
PPLA October Club Match
Printed October 17, 2010 at 13:51



Stage 2 -- Range 2

	PTS	TIME	HIT FACTOR	STAGE POINTS	STAGE PERCENT	COMPETITOR # Name
1	51	10.30	4.9515	55.0000	100.00	1 Hateley, Dean
2	51	10.73	4.7530	52.7959	95.99	31 Matthews, Rob
3	51	10.84	4.7048	52.2601	95.02	13 Sarlija, Ivan
4	49	11.30	4.3363	48.1668	87.58	28 Fiorentino, Brian
5	47	11.69	4.0205	44.6594	81.20	42 Sheil, Mark
6	52	14.97	3.4736	38.5844	70.15	32 Brammall, Graham
7	49	15.92	3.0779	34.1887	62.16	29 Fiorentino, Mario
8	50	18.75	2.6667	29.6209	53.86	37 Miller, Russell
9	51	20.59	2.4769	27.5134	50.02	23 Pohl, David
10	49	22.46	2.1817	24.2335	44.06	53 Willis, John
11	34	20.27	1.6774	18.6318	33.88	17 Rinaldi, Peter
12	47	33.59	1.3992	15.5424	28.26	47 Gladstone, Mick

STANDARD -- Overall Stage Results

PPLA October Club Match

Printed October 17, 2010 at 13:51




Stage 2 -- Range 2

	PTS	TIME	HIT FACTOR	STAGE POINTS	STAGE PERCENT	COMPETITOR # Name
1	53	12.09	4.3838	55.0000	100.00	30 Arsenijevic, Sasha
2	48	11.06	4.3400	54.4502	99.00	18 Joy, Dale
3	49	11.52	4.2535	53.3650	97.03	40 Angelopoulos, Louie
4	47	13.63	3.4483	43.2628	78.66	15 Lee, Clinton
5	45	13.87	3.2444	40.7051	74.01	36 Fleming, Jack
6	37	11.86	3.1197	39.1408	71.17	50 Docherty, Terry
7	47	16.07	2.9247	36.6940	66.72	2 Munday, Stephen
8	52	20.94	2.4833	31.1559	56.65	46 Marshall, Murray
9	45	18.35	2.4523	30.7673	55.94	16 Joy, Dan
10	41	16.84	2.4347	30.5460	55.54	43 West, Susan
11	49	21.49	2.2801	28.6070	52.01	10 Ziccone, Sebastian
12	47	25.75	1.8252	22.8999	41.64	44 Mc Crae, Colin
13	41	23.55	1.7410	21.8427	39.71	27 Jellie, Stephen
14	43	26.91	1.5979	20.0479	36.45	25 Romero, Riley
15	39	25.71	1.5169	19.0316	34.60	33 Anderson, Rohan r
16	29	21.21	1.3673	17.1542	31.19	48 Pateras, Paul
17	26	20.28	1.2821	16.0849	29.25	51 Smith, Greg
18	45	37.02	1.2156	15.2507	27.73	19 Filzek, Sebastian
19	31	32.71	0.9477	11.8903	21.62	22 James, Ray
20	20	24.01	0.8330	10.4508	19.00	26 Basco, Freddie
21	0	0.00	0.0000	0.0000	0.00	54 Peterson, Jeff (Jnr)

PRODUCTION -- Overall Stage Results

PPLA October Club Match

Printed October 17, 2010 at 13:51



Stage 2 -- Range 2

	PTS	TIME	HIT FACTOR	STAGE POINTS	STAGE PERCENT	COMPETITOR # Name
1	47	11.46	4.1012	55.0000	100.00	12 Tanner, John
2	53	14.00	3.7857	50.7688	92.31	45 Whitfield, Simon
3	49	12.95	3.7838	50.7430	92.26	35 Elisha, Simon
4	53	14.50	3.6552	49.0182	89.12	52 Foster, James
5	45	15.21	2.9586	39.6764	72.14	4 Houston, Scott
6	47	17.21	2.7310	36.6241	66.59	6 Craig, Jon
7	43	15.83	2.7164	36.4281	66.23	5 Houston, Jarred
8	38	16.00	2.3750	31.8503	57.91	7 Burnet, Campbell
9	49	22.90	2.1397	28.6953	52.17	9 Moss, John
10	35	16.40	2.1341	28.6203	52.04	14 Rickard, Dane
11	49	25.14	1.9491	26.1385	47.52	21 Hicks, Simon s
12	41	21.63	1.8955	25.4201	46.22	8 Osborne, Neil
13	49	26.61	1.8414	24.6945	44.90	49 Manovic, Ivan I
14	41	22.29	1.8394	24.6674	44.85	11 Lester, Steve
15	43	24.63	1.7458	23.4128	42.57	55 Lynch, Bill
16	47	28.32	1.6596	22.2564	40.47	34 Fangmeier, Bernie
17	53	36.92	1.4355	19.2515	35.00	41 Sarelius, Carl
18	45	31.80	1.4151	18.9773	34.50	38 Miller, Susanne
19	19	20.11	0.9448	12.6704	23.04	39 Angelopoulos, James
20	24	27.72	0.8658	11.6109	21.11	20 Josipovic, Robert r
21	0	0.00	0.0000	0.0000	0.00	3 Sullivan (Jnr), Joseph
22	0	0.00	0.0000	0.0000	0.00	24 Romero, Rusty

OPEN -- Overall Stage Results
PPLA October Club Match
Printed October 17, 2010 at 13:51



Stage 3 -- Range 3

	PTS	TIME	HIT FACTOR	STAGE POINTS	STAGE PERCENT	COMPETITOR # Name
1	40	4.98	8.0321	40.0000	100.00	29 Fiorentino, Mario
2	40	6.03	6.6335	33.0348	82.59	32 Brammall, Graham
3	40	6.14	6.5147	32.4430	81.11	31 Matthews, Rob
4	40	6.34	6.3091	31.4196	78.55	1 Hateley, Dean
5	40	6.44	6.2112	30.9317	77.33	42 Sheil, Mark
6	40	7.74	5.1680	25.7364	64.34	13 Sarlija, Ivan
7	40	7.90	5.0633	25.2152	63.04	17 Rinaldi, Peter
8	40	8.26	4.8426	24.1162	60.29	23 Pohl, David
9	40	8.92	4.4843	22.3318	55.83	28 Fiorentino, Brian
10	40	10.57	3.7843	18.8458	47.11	37 Miller, Russell
11	40	15.59	2.5657	12.7774	31.94	53 Willis, John
12	40	36.62	1.0923	5.4397	13.60	47 Gladstone, Mick

STANDARD -- Overall Stage Results

PPLA October Club Match

Printed October 17, 2010 at 13:51



Stage 3 -- Range 3

	PTS	TIME	HIT FACTOR	STAGE POINTS	STAGE PERCENT	COMPETITOR # Name
1	40	5.50	7.2727	40.0000	100.00	18 Joy, Dale
2	40	5.72	6.9930	38.4615	96.15	30 Arsenijevic, Sasha
3	40	6.46	6.1920	34.0557	85.14	15 Lee, Clinton
4	40	7.01	5.7061	31.3837	78.46	36 Fleming, Jack
5	40	8.56	4.6729	25.7009	64.25	2 Munday, Stephen
6	40	8.77	4.5610	25.0855	62.71	27 Jellie, Stephen
7	40	8.95	4.4693	24.5810	61.45	40 Angelopoulos, Louie
8	40	10.74	3.7244	20.4842	51.21	16 Joy, Dan
9	40	10.82	3.6969	20.3327	50.83	19 Filzek, Sebastian
10	40	10.93	3.6597	20.1281	50.32	50 Docherty, Terry
11	40	11.04	3.6232	19.9275	49.82	46 Marshall, Murray
12	40	12.84	3.1153	17.1340	42.83	51 Smith, Greg
13	40	12.88	3.1056	17.0807	42.70	48 Pateras, Paul
14	40	13.37	2.9918	16.4548	41.14	43 West, Susan
15	40	14.06	2.8450	15.6472	39.12	25 Romero, Riley
16	40	15.56	2.5707	14.1388	35.35	26 Basco, Freddie
17	40	20.64	1.9380	10.6589	26.65	10 Ziccone, Sebastian
18	40	21.49	1.8613	10.2373	25.59	33 Anderson, Rohan r
19	40	21.95	1.8223	10.0228	25.06	44 Mc Crae, Colin
20	40	34.96	1.1442	6.2929	15.73	22 James, Ray
21	0	0.00	0.0000	0.0000	0.00	54 Peterson, Jeff (Jnr)

PRODUCTION -- Overall Stage Results

PPLA October Club Match

Printed October 17, 2010 at 13:51



Stage 3 -- Range 3

	PTS	TIME	HIT FACTOR	STAGE POINTS	STAGE PERCENT	COMPETITOR # Name
1	40	5.80	6.8966	40.0000	100.00	35 Elisha, Simon
2	40	7.05	5.6738	32.9078	82.27	12 Tanner, John
3	40	7.85	5.0955	29.5541	73.89	41 Sarelius, Carl
4	40	9.08	4.4053	25.5507	63.88	11 Lester, Steve
5	40	9.27	4.3150	25.0270	62.57	4 Houston, Scott
6	40	9.32	4.2918	24.8927	62.23	6 Craig, Jon
7	40	9.65	4.1451	24.0415	60.10	52 Foster, James
8	40	9.65	4.1451	24.0415	60.10	45 Whitfield, Simon
9	40	11.85	3.3755	19.5781	48.95	5 Houston, Jarred
10	40	13.67	2.9261	16.9715	42.43	7 Burnet, Campbell
11	40	16.03	2.4953	14.4729	36.18	34 Fangmeier, Bernie
12	40	18.20	2.1978	12.7473	31.87	9 Moss, John
13	40	19.33	2.0693	12.0021	30.01	14 Rickard, Dane
14	40	19.57	2.0439	11.8549	29.64	39 Angelopoulos, James
15	40	20.86	1.9175	11.1218	27.80	38 Miller, Susanne
16	40	21.71	1.8425	10.6863	26.72	55 Lynch, Bill
17	40	23.65	1.6913	9.8097	24.52	8 Osborne, Neil
18	40	29.06	1.3765	7.9835	19.96	49 Manovic, Ivan I
19	40	29.49	1.3564	7.8671	19.67	21 Hicks, Simon s
20	40	38.19	1.0474	6.0749	15.19	20 Josipovic, Robert r
21	0	0.00	0.0000	0.0000	0.00	3 Sullivan (Jnr), Joseph
22	0	0.00	0.0000	0.0000	0.00	24 Romero, Rusty

OPEN -- Overall Stage Results

PPLA October Club Match

Printed October 17, 2010 at 13:51



Stage 4 -- Range 5

	PTS	TIME	HIT FACTOR	STAGE POINTS	STAGE PERCENT	COMPETITOR # Name
1	119	18.80	6.3298	135.0000	100.00	29 Fiorentino, Mario
2	124	21.78	5.6933	121.4251	89.94	1 Hateley, Dean
3	132	24.96	5.2885	112.7909	83.55	32 Brammall, Graham
4	130	26.11	4.9789	106.1894	78.66	31 Matthews, Rob
5	130	27.63	4.7050	100.3476	74.33	13 Sarlija, Ivan
6	131	28.22	4.6421	99.0054	73.34	42 Sheil, Mark
7	123	28.31	4.3448	92.6638	68.64	17 Rinaldi, Peter
8	135	32.93	4.0996	87.4353	64.77	23 Pohl, David
9	135	33.87	3.9858	85.0087	62.97	37 Miller, Russell
10	76	19.35	3.9276	83.7678	62.05	28 Fiorentino, Brian
11	117	50.35	2.3237	49.5600	36.71	53 Willis, John
12	133	79.48	1.6734	35.6893	26.44	47 Gladstone, Mick

STANDARD -- Overall Stage Results

PPLA October Club Match

Printed October 17, 2010 at 13:51



Stage 4 -- Range 5

	PTS	TIME	HIT FACTOR	STAGE POINTS	STAGE PERCENT	COMPETITOR # Name
1	129	19.68	6.5549	135.0000	100.00	30 Arsenijevic, Sasha
2	125	19.61	6.3743	131.2809	97.25	40 Angelopoulos, Louie
3	131	21.28	6.1560	126.7853	93.92	51 Smith, Greg
4	133	21.81	6.0981	125.5929	93.03	15 Lee, Clinton
5	96	17.09	5.6173	115.6907	85.70	50 Docherty, Terry
6	133	23.81	5.5859	115.0433	85.22	2 Munday, Stephen
7	135	25.20	5.3571	110.3322	81.73	36 Fleming, Jack
8	130	24.32	5.3454	110.0903	81.55	18 Joy, Dale
9	123	24.68	4.9838	102.6430	76.03	43 West, Susan
10	127	25.69	4.9436	101.8143	75.42	27 Jellie, Stephen
11	129	27.69	4.6587	95.9480	71.07	26 Basco, Freddie
12	135	33.28	4.0565	83.5448	61.89	33 Anderson, Rohan r
13	133	33.96	3.9164	80.6590	59.75	46 Marshall, Murray
14	135	35.33	3.8211	78.6972	58.29	44 Mc Crae, Colin
15	127	34.26	3.7069	76.3459	56.55	48 Pateras, Paul
16	135	37.24	3.6251	74.6609	55.30	16 Joy, Dan
17	135	41.00	3.2927	67.8139	50.23	10 Ziccone, Sebastian
18	135	42.12	3.2051	66.0107	48.90	19 Filzek, Sebastian
19	102	43.98	2.3192	47.7655	35.38	22 James, Ray
20	39	36.36	1.0726	22.0907	16.36	25 Romero, Riley
21	0	0.00	0.0000	0.0000	0.00	54 Peterson, Jeff (Jnr)

PRODUCTION -- Overall Stage Results

PPLA October Club Match

Printed October 17, 2010 at 13:51



Stage 4 -- Range 5

	PTS	TIME	HIT FACTOR	STAGE POINTS	STAGE PERCENT	COMPETITOR # Name
1	131	20.85	6.2830	135.0000	100.00	45 Whitfield, Simon
2	123	20.34	6.0472	129.9340	96.25	5 Houston, Jarred
3	135	22.58	5.9787	128.4631	95.16	7 Burnet, Campbell
4	125	23.20	5.3879	115.7685	85.75	12 Tanner, John
5	125	24.73	5.0546	108.6062	80.45	52 Foster, James
6	133	27.12	4.9041	105.3733	78.05	4 Houston, Scott
7	90	18.69	4.8154	103.4670	76.64	35 Elisha, Simon
8	133	28.21	4.7146	101.3018	75.04	14 Rickard, Dane
9	133	28.29	4.7013	101.0153	74.83	39 Angelopoulos, James
10	135	30.82	4.3803	94.1173	69.72	11 Lester, Steve
11	135	31.17	4.3311	93.0605	68.93	34 Fangmeier, Bernie
12	123	28.70	4.2857	92.0856	68.21	55 Lynch, Bill
13	108	27.36	3.9474	84.8157	62.83	6 Craig, Jon
14	129	35.34	3.6503	78.4317	58.10	8 Osborne, Neil
15	135	39.50	3.4177	73.4354	54.40	49 Manovic, Ivan I
16	133	39.77	3.3442	71.8562	53.23	9 Moss, John
17	133	40.16	3.3118	71.1584	52.71	41 Sarelius, Carl
18	135	41.57	3.2475	69.7786	51.69	20 Josipovic, Robert r
19	135	44.20	3.0543	65.6266	48.61	21 Hicks, Simon s
20	129	55.36	2.3302	50.0682	37.09	38 Miller, Susanne
21	0	0.00	0.0000	0.0000	0.00	3 Sullivan (Jnr), Joseph
22	0	0.00	0.0000	0.0000	0.00	24 Romero, Rusty

OPEN -- Overall Stage Results

PPLA October Club Match

Printed October 17, 2010 at 13:51



Stage 5 -- Range 6

	PTS	TIME	HIT FACTOR	STAGE POINTS	STAGE PERCENT	COMPETITOR # Name
1	59	15.16	3.8918	70.0000	100.00	28 Fiorentino, Brian
2	66	18.53	3.5618	64.0640	91.52	32 Brammall, Graham
3	68	21.08	3.2258	58.0208	82.89	29 Fiorentino, Mario
4	58	18.98	3.0558	54.9638	78.52	13 Sarlija, Ivan
5	66	22.48	2.9359	52.8072	75.44	42 Sheil, Mark
6	70	26.14	2.6779	48.1657	68.81	1 Hateley, Dean
7	54	20.34	2.6549	47.7516	68.22	17 Rinaldi, Peter
8	67	25.82	2.5949	46.6728	66.68	31 Matthews, Rob
9	70	31.75	2.2047	39.6551	56.65	23 Pohl, David
10	69	40.87	1.6883	30.3661	43.38	37 Miller, Russell
11	64	51.78	1.2360	22.2312	31.76	47 Gladstone, Mick
12	36	42.84	0.8403	15.1147	21.59	53 Willis, John

STANDARD -- Overall Stage Results

PPLA October Club Match

Printed October 17, 2010 at 13:51



Stage 5 -- Range 6

	PTS	TIME	HIT FACTOR	STAGE POINTS	STAGE PERCENT	COMPETITOR # Name
1	67	15.68	4.2730	70.0000	100.00	18 Joy, Dale
2	64	15.24	4.1995	68.7962	98.28	40 Angelopoulos, Louie
3	60	16.33	3.6742	60.1914	85.99	15 Lee, Clinton
4	56	15.85	3.5331	57.8799	82.69	30 Arsenijevic, Sasha
5	67	22.60	2.9646	48.5664	69.38	2 Munday, Stephen
6	62	22.51	2.7543	45.1217	64.46	36 Fleming, Jack
7	60	22.44	2.6738	43.8024	62.57	26 Basco, Freddie
8	48	19.57	2.4527	40.1809	57.40	51 Smith, Greg
9	62	25.64	2.4181	39.6135	56.59	50 Docherty, Terry
10	53	23.22	2.2825	37.3924	53.42	19 Filzek, Sebastian
11	66	30.86	2.1387	35.0362	50.05	46 Marshall, Murray
12	50	24.19	2.0670	33.8613	48.37	16 Joy, Dan
13	52	25.77	2.0179	33.0566	47.22	27 Jellie, Stephen
14	60	34.30	1.7493	28.6567	40.94	48 Pateras, Paul
15	58	38.96	1.4887	24.3881	34.84	43 West, Susan
16	60	41.43	1.4482	23.7250	33.89	10 Ziccone, Sebastian
17	35	28.35	1.2346	20.2248	28.89	25 Romero, Riley
18	37	47.55	0.7781	12.7474	18.21	44 Mc Crae, Colin
19	9	35.20	0.2557	4.1886	5.98	22 James, Ray
20	0	0.00	0.0000	0.0000	0.00	54 Peterson, Jeff (Jnr)
21	0	29.86	0.0000	0.0000	0.00	33 Anderson, Rohan r

PRODUCTION -- Overall Stage Results

PPLA October Club Match

Printed October 17, 2010 at 13:51



Stage 5 -- Range 6

	PTS	TIME	HIT FACTOR	STAGE POINTS	STAGE PERCENT	COMPETITOR # Name
1	66	15.93	4.1431	70.0000	100.00	52 Foster, James
2	66	16.91	3.9030	65.9432	94.20	45 Whitfield, Simon
3	64	17.15	3.7318	63.0501	90.07	35 Elisha, Simon
4	52	15.12	3.4392	58.1061	83.01	7 Burnet, Campbell
5	68	22.40	3.0357	51.2898	73.27	4 Houston, Scott
6	60	20.32	2.9528	49.8882	71.27	39 Angelopoulos, James
7	66	23.78	2.7754	46.8923	66.99	6 Craig, Jon
8	52	20.23	2.5704	43.4288	62.04	12 Tanner, John
9	68	29.92	2.2727	38.3988	54.86	49 Manovic, Ivan I
10	66	29.87	2.2096	37.3318	53.33	34 Fangmeier, Bernie
11	41	18.90	2.1693	36.6515	52.36	5 Houston, Jarred
12	70	32.67	2.1426	36.2009	51.72	41 Sarelius, Carl
13	56	26.67	2.0997	35.4760	50.68	11 Lester, Steve
14	45	22.02	2.0436	34.5275	49.32	14 Rickard, Dane
15	58	31.12	1.8638	31.4890	44.98	20 Josipovic, Robert r
16	64	36.64	1.7467	29.5117	42.16	9 Moss, John
17	56	32.89	1.7026	28.7670	41.10	55 Lynch, Bill
18	62	37.49	1.6538	27.9413	39.92	38 Miller, Susanne
19	66	41.45	1.5923	26.9023	38.43	8 Osborne, Neil
20	34	38.81	0.8761	14.8015	21.14	21 Hicks, Simon s
21	0	0.00	0.0000	0.0000	0.00	3 Sullivan (Jnr), Joseph
22	0	0.00	0.0000	0.0000	0.00	24 Romero, Rusty

OPEN -- Overall Stage Results

PPLA October Club Match

Printed October 17, 2010 at 13:51




Stage 6 -- Range 7

	PTS	TIME	HIT FACTOR	STAGE POINTS	STAGE PERCENT	COMPETITOR # Name
1	89	14.46	6.1549	95.0000	100.00	29 Fiorentino, Mario
2	90	15.81	5.6926	87.8643	92.49	1 Hateley, Dean
3	93	16.76	5.5489	85.6467	90.15	32 Brammall, Graham
4	89	17.42	5.1091	78.8576	83.01	28 Fiorentino, Brian
5	84	18.70	4.4920	69.3329	72.98	13 Sarlija, Ivan
6	93	26.93	3.4534	53.3026	56.11	23 Pohl, David
7	91	26.66	3.4134	52.6845	55.46	31 Matthews, Rob
8	72	25.25	2.8515	44.0122	46.33	17 Rinaldi, Peter
9	91	36.77	2.4748	38.1988	40.21	42 Sheil, Mark
10	77	35.21	2.1869	33.7541	35.53	37 Miller, Russell
11	89	40.84	2.1792	33.6361	35.41	53 Willis, John
12	83	65.04	1.2761	19.6970	20.73	47 Gladstone, Mick

STANDARD -- Overall Stage Results

PPLA October Club Match

Printed October 17, 2010 at 13:51



Stage 6 -- Range 7

	PTS	TIME	HIT FACTOR	STAGE POINTS	STAGE PERCENT	COMPETITOR # Name
1	85	14.72	5.7745	95.0000	100.00	40 Angelopoulos, Louie
2	87	18.31	4.7515	78.1706	82.28	18 Joy, Dale
3	93	20.09	4.6292	76.1580	80.17	30 Arsenijevic, Sasha
4	85	20.33	4.1810	68.7850	72.41	36 Fleming, Jack
5	88	25.51	3.4496	56.7525	59.74	2 Munday, Stephen
6	83	24.10	3.4440	56.6596	59.64	43 West, Susan
7	74	23.47	3.1530	51.8718	54.60	16 Joy, Dan
8	81	28.34	2.8582	47.0216	49.50	26 Basco, Freddie
9	51	18.01	2.8318	46.5875	49.04	51 Smith, Greg
10	85	30.02	2.8314	46.5823	49.03	10 Ziccone, Sebastian
11	85	30.85	2.7553	45.3290	47.71	27 Jellie, Stephen
12	91	37.42	2.4319	40.0083	42.11	33 Anderson, Rohan r
13	59	25.12	2.3487	38.6407	40.67	46 Marshall, Murray
14	66	32.03	2.0606	33.9000	35.68	25 Romero, Riley
15	89	44.20	2.0136	33.1269	34.87	48 Pateras, Paul
16	85	42.98	1.9777	32.5361	34.25	19 Filzek, Sebastian
17	55	34.88	1.5768	25.9417	27.31	15 Lee, Clinton
18	36	23.18	1.5531	25.5506	26.90	50 Docherty, Terry
19	65	47.52	1.3678	22.5035	23.69	44 Mc Crae, Colin
20	69	51.83	1.3313	21.9018	23.05	22 James, Ray
21	0	0.00	0.0000	0.0000	0.00	54 Peterson, Jeff (Jnr)

PRODUCTION -- Overall Stage Results

PPLA October Club Match

Printed October 17, 2010 at 13:51



Stage 6 -- Range 7

	PTS	TIME	HIT FACTOR	STAGE POINTS	STAGE PERCENT	COMPETITOR # Name
1	89	16.45	5.4103	95.0000	100.00	45 Whitfield, Simon
2	83	16.09	5.1585	90.5778	95.35	4 Houston, Scott
3	85	16.80	5.0595	88.8401	93.52	7 Burnet, Campbell
4	91	20.89	4.3562	76.4896	80.52	12 Tanner, John
5	65	17.34	3.7486	65.8209	69.29	52 Foster, James
6	72	22.59	3.1873	55.9649	58.91	11 Lester, Steve
7	83	27.09	3.0639	53.7983	56.63	5 Houston, Jarred
8	89	30.88	2.8821	50.6072	53.27	41 Sarelius, Carl
9	87	31.17	2.7911	49.0097	51.59	6 Craig, Jon
10	89	34.12	2.6084	45.8016	48.21	8 Osborne, Neil
11	87	34.03	2.5566	44.8907	47.25	34 Fangmeier, Bernie
12	89	36.44	2.4424	42.8856	45.14	55 Lynch, Bill
13	81	34.76	2.3303	40.9171	43.07	14 Rickard, Dane
14	53	22.92	2.3124	40.6033	42.74	35 Elisha, Simon
15	87	38.70	2.2481	39.4737	41.55	49 Manovic, Ivan I
16	83	37.67	2.2033	38.6885	40.72	9 Moss, John
17	70	33.61	2.0827	36.5703	38.50	39 Angelopoulos, James
18	87	48.28	1.8020	31.6411	33.31	38 Miller, Susanne
19	72	40.13	1.7942	31.5038	33.16	20 Josipovic, Robert r
20	55	46.20	1.1905	20.9036	22.00	21 Hicks, Simon s
21	0	0.00	0.0000	0.0000	0.00	3 Sullivan (Jnr), Joseph
22	0	0.00	0.0000	0.0000	0.00	24 Romero, Rusty